




BEVERAGE-AIR®

Project: _____	AIA# _____
Item: _____	
Location: _____	SIS# _____
Approved: _____	

DRAFT BEER EQUIPMENT-DIRECT DRAW DISPENSER

MODEL:
DD68HC-1-S

DD68HC Solid Door Dual Towers With Single Faucets
Hydrocarbon Series



3 Year Parts/Labor Warranty
Additional 4 Year Compressor Warranty

CABINET CONSTRUCTION

- Exterior stainless steel front & doors, gray painted side with galvanized steel back
- Top and drip tray are heavy-duty stainless steel
- Interior is galvanized steel on walls and ceiling, reinforced floor and doorsills are heavy-duty stainless steel
- Full electronic control
- Dual towers with single faucets
- 3-in-1 Draft solution uses a single stainless-steel tap to serve different beverages, such as wine, beer, and coffee (or other non-alcoholic beverages) through silver-lined, anti-microbial tubing that is 100% effective against the top 4 beverage spoiling bacteria
- 3" Stainless steel insulated dispensing tower
- Drain tube located at bottom front of cooler for connection to floor drain
- Door locks
- Self-closing door with 120° stay-open feature
- Magnetic gaskets provide positive door seal
- Field reversible door (hinge kit not included)
- Compressor available on left or right, specify at time of unit order

OPTIONS & ACCESSORIES

- Club top
- Stainless steel interior lining
- Stainless steel back
- Shelves
- Shelf clips
- Custom tower hole location
- Drip tray location option
- Wine models
- Faucet locks
- Glass rinser
- 3"-6" casters or 6" black legs
- 1- 6 Tap tower
- 2, 3 & 4 way manifolds
- Dual tap placement option
- No draft/hole cover option
- Remote option* (see note on back on page)

REFRIGERATION SYSTEM

- Refrigeration system uses R290 refrigerant to comply with all environmental concerns
- Automatic, non-electric defrost
- Epoxy coated evaporator coil
- Maintains product temperatures between 36°F and 38°F

DD68HC DIRECT DRAW DISPENSER



Please verify qualifying units by visiting:
www.energystar.gov/cfs

3779 Champion Blvd., Winston-Salem, NC 27105
1-888-845-9800 Fax: 1-336-245-6453
Beverage-Air.com Sales@bevair.com

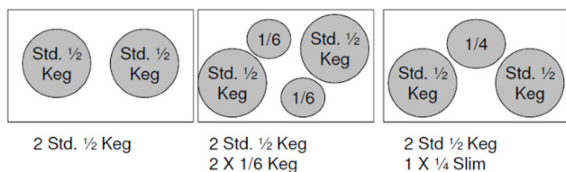


BEVERAGE-AIR

MODEL	DD68HC-1-S
EXTERNAL DIMENSIONAL DATA	
Width Overall	69"
Depth Overall	29"
Height Overall (floor to top of tap)	52 1/2"
Number of Doors	2
Depth with Door Open 90°	50 1/2"
Door Opening (in)	21" x 30"
INTERNAL DIMENSIONAL DATA	
NET Capacity (cubic ft.)	25.93
Internal Width Overall (in)	56 1/8"
Internal Depth Overall (in)	23 1/8"
Internal Height Overall (in)	27 1/4"
Number of 1/2 Kegs	3
ELECTRICAL DATA	
Full Load Amperes	5.5
REFRIGERATION DATA	
Horsepower*	1/3
Capacity (BTU/Hr)*	2392
SHIPPING DATA	
Gross Weight - Crated	380 lbs
Height - Crated	45"
Width - Crated	72"
Depth - Crated	32"

*NOTE: Remote units are field wired and come with 6" legs.
Refrigerant must be specified at time of order.

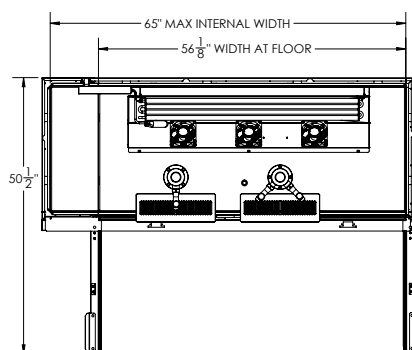
DD48/DD50 KEG CAPACITY



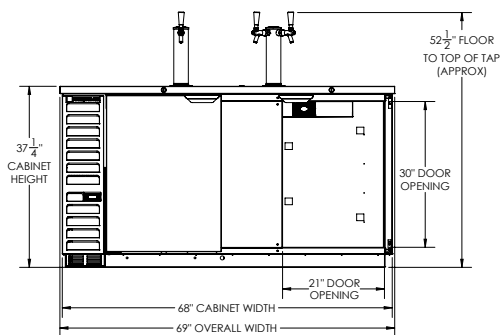
Bar Equipment-Direct Draw Beer Dispenser

Model: DD68HC-1-S

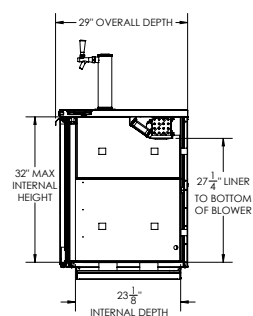
Model Views



PLAN VIEW



ELEVATION VIEW



SIDE VIEW

*ELECTRICAL CONNECTION



115/60/1
NEMA 5-15P

Units pre-wired at factory
and include 8' long cord
and plug set.



3779 Champion Blvd., Winston-Salem, NC 27105 1-888-845-9800 Fax: 1-336-245-6453 Beverage-Air.com Sales@beva.com

an Ali Group Company



The Spirit of Excellence