



BEVERAGE-AIR

Project:.....	AIA#
Item:.....	
Location:.....	SIS#
Approved:.....	

TOP MOUNT DUAL TEMPERATURE

MODEL:
PRF24-24HC-1AHS

PRF24-24HC Solid Half-Doors Refrigerator/Freezer
Hydrocarbon Series

PRF24-24HC TOP MOUNT DUAL TEMP REACH-IN



3 Year Parts/Labor Warranty
Additional 4 Year Compressor Warranty

CABINET CONSTRUCTION

- Stainless steel exterior door, sides, and front (galvanized top, back & bottom)
- Interior corrosion resistant aluminum
- Stainless steel door liner
- Full electronic control with exterior digital thermometer
- Expansion valve technology
- Variable speed technology
- Stainless steel breaker covers
- Dual temp refrigerator/freezer units provide two different operating temperature zones for different types of products
- Right side refrigerator
- Left side freezer
- Self-closing doors on cam-lift hinges, with 120° hold open feature
- One-piece snap-in magnetic door gaskets for positive seal
- Door locks standard
- Three (3) heavy-duty epoxy coated shelves per section
- 6" Legs
- Refrigerator maintains product temperatures of 36°-38°F
- Freezers maintains product temperatures of -10°F

OPTIONS & ACCESSORIES

- Stainless steel back
- Stainless steel interior
- Half Door
- Glass Door
- Zone Operating temperature configuration (R/R, F/R, F/F)
- Tray slide kit
- Left and right hand door swing (at time of order)
- 3" and 6" Casters
- Remote option* (see note on back page)

REFRIGERATION SYSTEM

- Uses environmentally friendly, energy efficient R290 refrigerant and meets all regulatory requirements for CARB, SNAP, DOE & more
- Adaptive defrost
- Epoxy coated evaporator coil




Please verify qualifying units by visiting:
www.energystar.gov/cfs

3779 Champion Blvd., Winston-Salem, NC 27105
1-888-845-9800 Fax: 1-336-245-6453
Beverage-Air.com Sales@bevair.com



BEVERAGE-AIR®

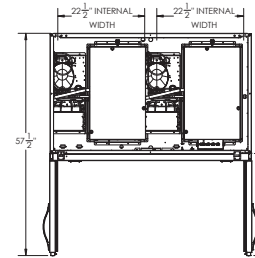
MODEL	PRF24-24HC-1AHS
EXTERNAL DIMENSIONAL DATA	
Width Overall	52 1/8"
Depth Overall with Handle	34 7/8"
Height Overall	84 1/8"
Number of Doors	4
Depth with Door Open 90°	57 1/2"
Door Opening (in)	21 1/2" x 24 1/4"
INTERNAL DIMENSIONAL DATA	
NET Capacity Refrigerator (cubic ft.)	21.01
NET Capacity Freezer (cubic ft.)	21.01
Internal Width Overall (in)	(2) 22 1/2"
Internal Depth Overall (in)	26"
Internal Height Overall (in)	56 5/8"
Number of Shelves	6
ELECTRICAL DATA	
Full Load Amperes* Refrigerator	6.50
Full Load Amperes* Freezer	9.1
REFRIGERATION DATA	
Horsepower* Refrigerator	1/3
Horsepower* Freezer	3/4
Capacity (BTU/Hr)*	Variable Speed Technology
WEIGHT DATA	
Gross Weight - Crated lbs	684 lbs
Height - Crated	88"
Width - Crated	54"
Depth - Crated	60"

*NOTE: Remote units are field wired and comes with 6" legs.
Refrigerant must be specified at time of order.

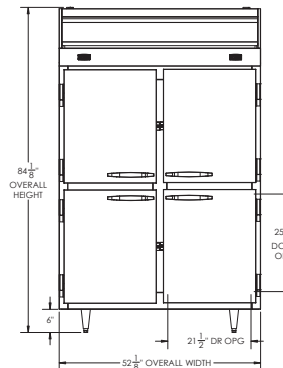
Top Mount Dual Temp Reach-In Model: PRF24-24HC-1AHS

Model Views

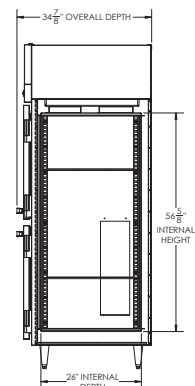
Required Clearance: Top 12", Rear 3", Sides 0"



PLAN VIEW



ELEVATION VIEW



SIDE VIEW

*ELECTRICAL CONNECTION



115/60/1
(2) NEMA 5-15P

Unit pre-wired at
factory and include
8' long cord and
plug set.



3779 Champion Blvd., Winston-Salem, NC 27105 1-888-845-9800 Fax: 1-336-245-6453 Beverage-Air.com Sales@bevair.com

an Ali Group Company



The Spirit of Excellence