



BEVERAGE-AIR®

Project:.....	AIA#
Item:.....	
Location:.....	SIS#
Approved:.....	

PRI1XTHC TOP MOUNT EXTRA TALL ROLL-IN REFRIGERATOR

P-SERIES TOP MOUNT EXTRA TALL ROLL-IN REFRIGERATOR

MODEL:
PRI1XTHC-1AS

PRI1XTHC-1AS Solid Door Roll-In Refrigerator
Hydrocarbon Series



3 Year Parts/Labor Warranty
Additional 4 Year Compressor Warranty

CABINET CONSTRUCTION

- Stainless steel front and side exterior (galvanized rear, back & bottom)
- Interior is made of corrosion resistant aluminum
- Stainless steel door liner
- Full electronic control
- Expansion valve technology
- Variable speed compressor technology
- Self-closing door with 120° stay-open feature
- 22 Gauge stainless steel door
- LED interior light
- Heavy-duty cylinder lock
- Snap-in magnetic gaskets for positive door seal
- Hinged front shroud
- Reinforced stainless steel door ramps outside and cart guides inside
- Accepts carts up to 24 3/8" (W) x 26" (D) x 64 1/2" (H) (Cart not included)
- Wiper gasket at bottom of door seals door to ramp
- Energy saving thermal breaker
- Stainless steel breaker caps
- 8' Cord and plug (see electrical data for details)

OPTIONS & ACCESSORIES

- Stainless steel interior
- Door swing orientation (at time of order)

REFRIGERATION SYSTEM

- Uses environmentally friendly, energy efficient R290 refrigerant, and meets all regulatory requirements for CARB, SNAP, DOE & more
- Adaptive defrost
- Epoxy coated evaporator coil, located out of the food zone
- Refrigerator capable of maintaining product temperature 36°F to 38°F



Please verify qualifying units by visiting:
www.energystar.gov/cfs

3779 Champion Blvd., Winston-Salem, NC 27105
1-888-845-9800 Fax: 1-336-245-6453
Beverage-Air.com Sales@bevar.com



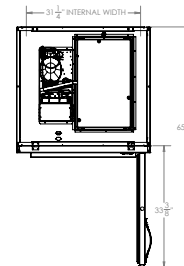
BEVERAGE-AIR®

MODEL	PRI1XTHC-1AS
EXTERNAL DIMENSIONAL DATA	
Width Overall	36 1/2"
Depth Overall with Handle	36 1/8"
Height Overall	89 7/8"
Between Cart Guides	26 3/4"
Number of Doors	1
Depth with Door Open 90°	65 3/4"
Door Opening (in)	27 7/8" x 72 1/8"
INTERNAL DIMENSIONAL DATA	
NET Capacity (cubic ft.)	38.06
Internal Width Overall (in)	31 1/4"
Internal Depth Overall (in)	26"
Internal Height Overall (in)	72"
ELECTRICAL DATA	
Full Load Amperes 115/60/1	6.5
REFRIGERATION DATA	
Horsepower	1/3
Capacity (BTU/Hr)	Variable Speed Technology
SHIPPING DATA	
Gross Weight - Crated	450 lbs
Height - Crated	88"
Width - Crated	45"
Depth - Crated	35"

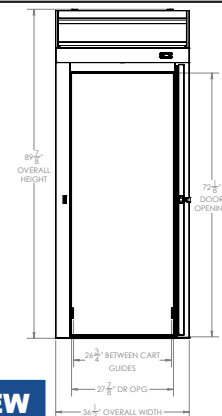
Top Mount Extra Tall Roll-In Refrigerator Model: PRI1XTHC-1AS

Model Views

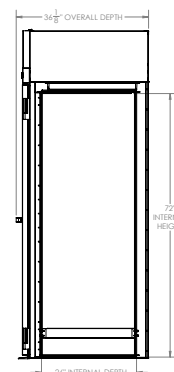
12" Top and 3" rear clearance is required



PLAN VIEW



ELEVATION VIEW



SIDE VIEW

ELECTRICAL CONNECTION



115/60/1
NEMA 5-15P

Unit pre-wired at factory and include 8' long cord and plug set.



3779 Champion Blvd., Winston-Salem, NC 27105 1-888-845-9800 Fax: 1-336-245-6453 Beverage-Air.com Sales@bevair.com

an Ali Group Company



The Spirit of Excellence