



# BEVERAGE-AIR®

Project:.....	AIA#
Item:.....	
Location:.....	SIS#
Approved:.....	

PRI2XTHC TOP MOUNT EXTRA TALL ROLL-IN REFRIGERATOR

## P-SERIES TOP MOUNT EXTRA TALL ROLL-IN REFRIGERATOR

MODEL:

PRI2XTHC-1AS Solid Door Roll-In Refrigerator

PRI2XTHC-1AS

Hydrocarbon Series



**3 Year Parts/Labor Warranty**  
**Additional 4 Year Compressor Warranty**

### CABINET CONSTRUCTION

- Stainless steel front and side exterior (galvanized rear, back & bottom)
- Interior is made of corrosion resistant aluminum
- Stainless steel door liner
- Full electronic control
- Expansion valve technology
- Variable speed compressor technology
- Self-closing door with 120° stay-open feature
- 20 Gauge stainless steel door
- LED interior light
- Heavy-duty cylinder locks
- Snap-in magnetic gaskets for positive door seal
- Low profile vertical door handles
- Hinged front shroud
- Reinforced stainless steel door ramps outside and cart guides inside
- Accepts carts up to 24 3/8" (W) x 26" (D) x 64 1/2" (H) (Cart not included)
- Wiper gasket at bottom of door seals door to ramp
- Energy saving thermal breaker
- Stainless steel breaker caps
- 8' Cord and plug (see electrical data for details)

### OPTIONS & ACCESSORIES

- Stainless steel interior
- Door swing orientation (at time of order)

### REFRIGERATION SYSTEM

- Uses environmentally friendly, energy efficient R290 refrigerant, and meets all regulatory requirements for CARB, SNAP, DOE & more
- Adaptive defrost
- Epoxy coated evaporator coil, located out of the food zone
- Refrigerator capable of maintaining product temperature 36°F to 38°F



Please verify qualifying units by visiting:  
[www.energystar.gov/cfs](http://www.energystar.gov/cfs)

3779 Champion Blvd., Winston-Salem, NC 27105  
1-888-845-9800 Fax: 1-336-245-6453  
Beverage-Air.com Sales@beva.com

Specifications are subject to change without prior notice. Rev. 10/20



# BEVERAGE-AIR®

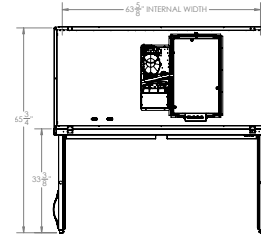
MODEL	PRI2XTHC-1AS
<b>EXTERNAL DIMENSIONAL DATA</b>	
Width Overall	68 7/8"
Depth Overall with Handle	36 1/8"
Height Overall	89 7/8"
Number of Doors	2
Depth with Door Open 90°	65 3/4"
Door Opening (in)	27 7/8" x 72"
<b>INTERNAL DIMENSIONAL DATA</b>	
NET Capacity (cubic ft.)	44.57
Internal Width Overall (in)	48 1/8"
Internal Depth Overall (in)	26"
Internal Height Overall (in)	56 5/8"
No. of Shelves	6
<b>ELECTRICAL DATA</b>	
Full Load Amperes 115/60/1	8.5
<b>REFRIGERATION DATA</b>	
Horsepower	3/4
Capacity (BTU/Hr)	Variable Speed Technology
<b>SHIPPING DATA</b>	
Gross Weight - Crated	630 lbs
Height - Crated	96"
Width - Crated	60"
Depth - Crated	45"

## Top Mount Extra Tall Roll-In Refrigerator

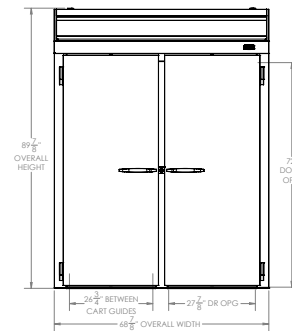
Model: PRI2XTHC-1AS

### Model Views

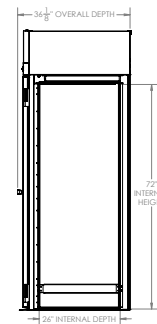
12" Top and 3" rear clearance is required



### PLAN VIEW



### ELEVATION VIEW



### SIDE VIEW

## ELECTRICAL CONNECTION



115/60/1  
NEMA 5-15P

Unit pre-wired at factory  
and include 8' long cord  
and plug set.



3779 Champion Blvd., Winston-Salem, NC 27105 1-888-845-9800 Fax: 1-336-245-6453 Beverage-Air.com Sales@bevair.com

an Ali Group Company



The Spirit of Excellence