



BEVERAGE-AIR®

Project:.....	AIA#
Item:.....	
Location:.....	SIS#
Approved:.....	

PRT2HC TOP MOUNT ROLL-THRU REFRIGERATOR

P-SERIES TOP MOUNT ROLL-THRU REFRIGERATOR

PRT2HC-1AS Solid Door Refrigerator
Hydrocarbon Series

MODEL:
PRT2HC-1AS



**3 Year Parts/Labor Warranty
Additional 4 Year Compressor Warranty**

CABINET CONSTRUCTION

- Exterior stainless steel front and side (galvanized top, bottom)
- Interior is made of corrosion resistant aluminum
- Full electronic control
- Expansion valve technology
- Variable speed compressor technology
- Self-closing door with 120° stay-open feature
- Stainless steel door liners
- 22 Gauge stainless steel doors
- LED interior light
- Heavy-duty cylinder locks
- Snap-in magnetic gaskets for positive door seal
- Hinged front shroud
- Reinforced stainless steel door ramps
- Internal cart guides
- Accepts carts up to 24 3/8" (W) x 26" (D) x 64 1/2" (H)
(Cart not included)
- Wiper gasket at bottom of door seals door to ramp
- Energy saving thermal breaker
- Stainless steel breaker caps
- 8' Cord and plug (see electrical data for details)

OPTIONS & ACCESSORIES

- Stainless steel interior
- Door swing orientation (at time of order)

REFRIGERATION SYSTEM

- Uses environmentally friendly, energy efficient R290 refrigerant, and meets all regulatory requirements for CARB, SNAP, DOE & more
- Adaptive defrost
- Epoxy coated evaporator coil, located out of the food zone
- Refrigerator capable of maintaining product temperature 36°F to 38°F



Please verify qualifying units by visiting:
www.energystar.gov/cfs

3779 Champion Blvd., Winston-Salem, NC 27105
1-888-845-9800 Fax: 1-336-245-6453
Beverage-Air.com Sales@bevair.com



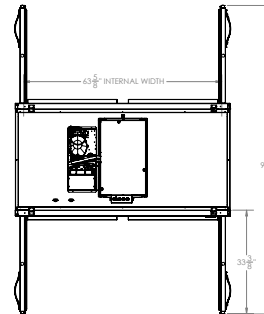
BEVERAGE-AIR®

MODEL	PRT2HC-1AS
EXTERNAL DIMENSIONAL DATA	
Width Overall	68 $\frac{7}{8}$ "
Depth Overall with Handle	39 $\frac{3}{4}$ "
Height Overall	84 $\frac{3}{8}$ "
Between Cart Guides	26 $\frac{3}{4}$ "
Number of Doors	4
Depth with Both Side of Door Open 90°	99"
Door Opening (in)	27 $\frac{7}{8}$ " x 65 $\frac{1}{2}$ "
INTERNAL DIMENSIONAL DATA	
NET Capacity (cubic ft.)	78.49
Internal Width Overall (in)	63 $\frac{5}{8}$ "
Internal Depth Overall (in)	26"
Internal Height Overall (in)	66 $\frac{1}{4}$ "
ELECTRICAL DATA	
Full Load Amperes 115/60/1	8.5
REFRIGERATION DATA	
Horsepower	3/4
Capacity (BTU/Hr)	Variable Speed Technology
SHIPPING DATA	
Gross Weight - Crated	825 lbs
Height - Crated	92"
Width - Crated	45"
Depth - Crated	78"

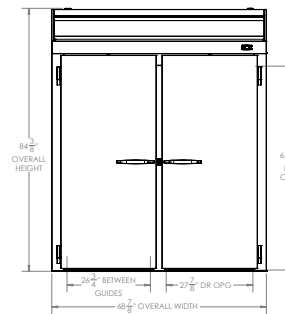
Top Mount Roll-Thru Refrigerator Model: PRT2HC-1AS

Model Views

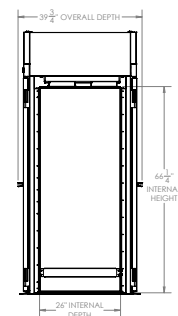
Required Clearance: Top 12"



PLAN VIEW



ELEVATION VIEW



SIDE VIEW

ELECTRICAL CONNECTION



115/60/1
NEMA 5-15P

Unit pre-wired at factory and include 8' long cord and plug set.



3779 Champion Blvd., Winston-Salem, NC 27105 1-888-845-9800 Fax: 1-336-245-6453 Beverage-Air.com Sales@bevair.com

an Ali Group Company



The Spirit of Excellence