



# BEVERAGE-AIR

Project: _____	AIA# _____
Item: _____	
Location: _____	SIS# _____
Approved: _____	

## VISTA® BOTTOM MOUNT REACH-IN REFRIGERATOR

RB35HC Glass Door Reach-in Refrigerator  
Hydrocarbon Series

MODEL:  
RB35HC-1G

RB35HC BOTTOM MOUNT MODEL: VISTA® SERIES



**3 Year Parts/Labor Warranty**  
**Additional 4 Year Compressor Warranty**

### CABINET CONSTRUCTION

- Stainless steel front and doors, gray painted sides
- Gray painted aluminum interior
- Full electronic control
- LED lighting standard
- Self-closing door with 120° stay-open feature, on spring-loaded hinges
- One-piece grille allows easy removal/installation for preventative maintenance
- Three (3) heavy duty epoxy coated wire shelves per door section
- 6" Casters standard with (2) brakes

### OPTIONS & ACCESSORIES

- Additional epoxy shelves (5 max per section)
- Shelf clips
- 3" Casters or 6" legs
- 6" flanged/seismic feet
- Remote option\* (see note on back page)

### REFRIGERATION SYSTEM

- Uses environmentally friendly, energy efficient R290 refrigerant, and meets all regulatory requirements for CARB, SNAP, DOE & more
- Adaptive defrost
- Epoxy coated evaporator coil
- Maintains product temperatures between 36°-38° F



Please verify qualifying units by visiting:  
[www.energystar.gov/cfs](http://www.energystar.gov/cfs)

3779 Champion Blvd., Winston-Salem, NC 27105  
1-888-845-9800 Fax: 1-336-245-6453  
Beverage-Air.com Sales@bevair.com



# BEVERAGE-AIR

## Bottom Mount Reach-in Refrigerator

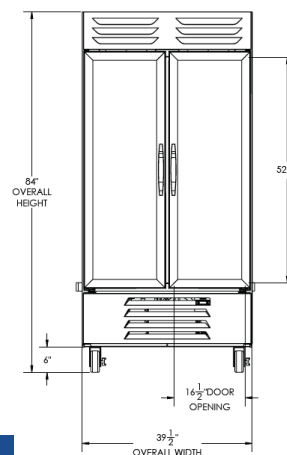
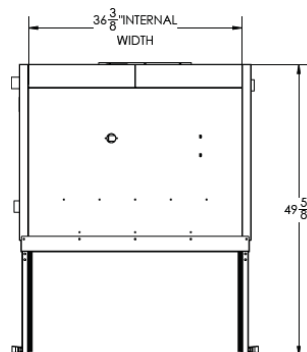
Model: RB35HC-1G

MODEL	RB35HC-1G
<b>EXTERNAL DIMENSIONAL DATA</b>	
Width Overall	27 1/4"
Depth Overall with Handle	27 9/16"
Height Overall	83 15/16"
Number of Doors	2
Depth with Door Open 90°	51 7/16"
Door Opening	24 1/16" x 52 9/16"
<b>INTERNAL DIMENSIONAL DATA</b>	
NET Capacity (cubic ft.)	36.87
Internal Width Overall (in)	24 1/8"
Internal Depth Overall (in)	19 7/8"
Internal Height Overall (in)	61 5/8"
Internal Height Useable (in)	52 15/16"
Number of Shelves	6
<b>ELECTRICAL DATA</b>	
Full Load Amperes 115/60/1	11.0
<b>REFRIGERATION DATA</b>	
Horsepower	3/4
Capacity (BTU/Hr)*	2312
<b>SHIPPING DATA</b>	
Gross Weight - Crated	480 lbs
Height - Crated	85"
Width - Crated	36"
Depth - Crated	49"

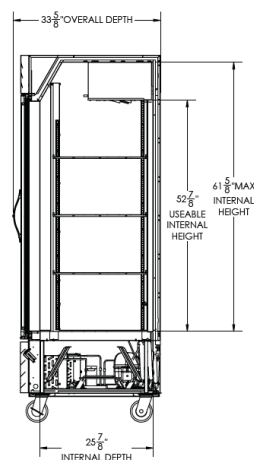
\*NOTE: Remote units are field wired and come with 6" legs.  
Refrigerant must be specified at time of order.

### Model Views

Required clearance: 3" bottom and back



### Elevation View



### Side View

### ELECTRICAL CONNECTION



115/60/1  
NEMA-5-15P

Unit pre-wired at factory and include 8' long cord and plug set.



3779 Champion Blvd., Winston-Salem, NC 27105 1-888-845-9800 Fax: 1-336-245-6453 Beverage-Air.com Sales@bevair.com

an Ali Group Company



The Spirit of Excellence