



EST/EST-EXT

Chemical Sanitizing
Single Rack
Dishwashers

FEATURES:

- **ENERGY STAR® Approved.**
- 40 racks / 160 covers per hour.
- Economical to operate. Uses only **1.09** gallons of water per cycle.
- All Stainless Steel construction assures long life and years of trouble free operation.
- Top mounted controls include built-in chemical pumps and deliming system that assures proper chemical usage.
- Power drain saves space, eliminates noisy solenoid and external sump. Drains quickly.
- Available for straight or corner applications.
- Integrated scrap tray prevents food soil from entering drain system.
- Auto start/stop makes operation safe and easy.
- Unique sanitizing system provides instant sanitation and eliminates chlorine damage to the machine.
- Stainless Steel impeller offers extended life.
- Stainless Steel scrap tray, long lasting.
- Water inlet comes with built-in strainer, prevents debris from clogging the water valve.
- Dishmachine comes with 2 dishracks.

Available Options

- Solid/Powder Dual Bowl Dispenser
- Alternative cycle times
 - 72 Seonds
 - 2 Minutes
 - 3 Minutes
- The "TEMP-SURE" requires a seperate 208-240v 3 phase 40 amp power supply.
- Sanitizer Alarm
- Stainless Steel Dishtables
- Alternative Cycle Times
- Alternative Electrical Available
- Stainless Steel Scrap Trap in lieu of Poly Pro
- Slant shelf 21"X42"
- Extended height

Energy
MIZER®



MODEL EST-AH




MODEL EST-AH-EXT (Tall)
(20-1/2" DISH CLEARANCE)




MODEL EST-C




Power drain saves space, eliminates noisy solenoid and external sump. Drains quickly.



Self cleaning pump screen eliminates operator error. Saves service calls.



Unique sanitizing system sanitizer injector is located close to pump, allowing sanitizing to take place immediately. Strategic location eliminates chlorine damage to the machine.



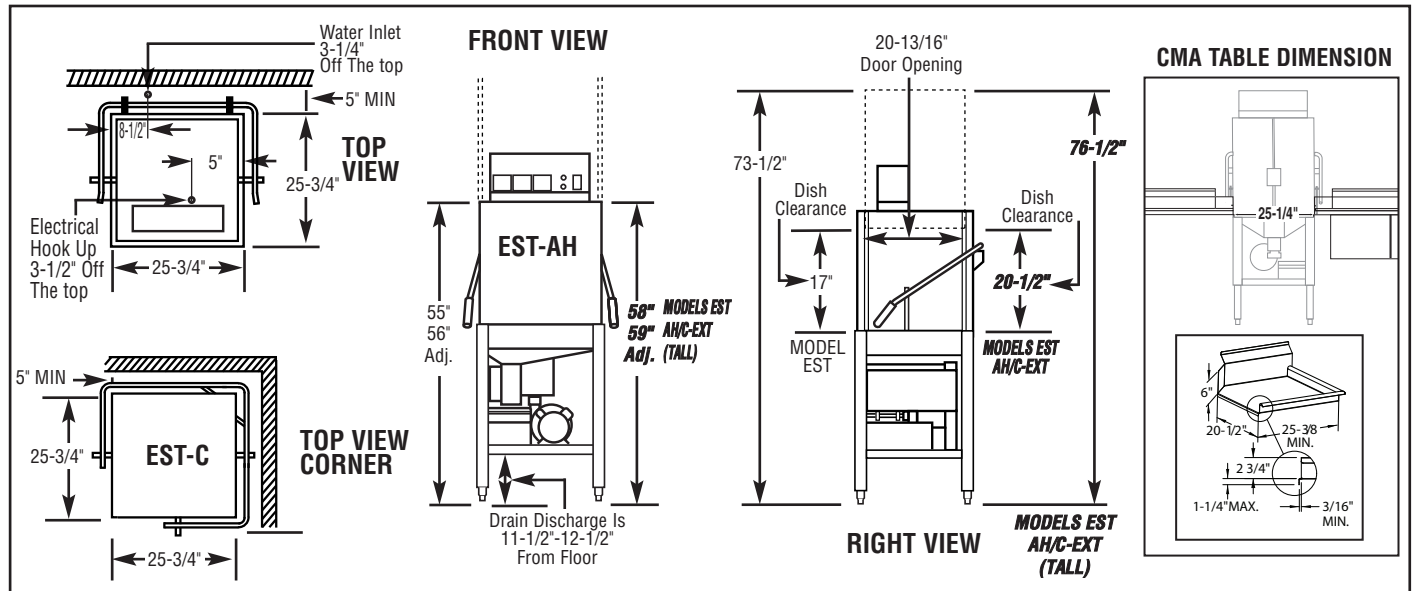
Built-in "Poly Pro"™ scrap accumulator.



EST/EST-EXT

Chemical Sanitizing Single Rack Dishwasher

WARNING: Plumbing connections must be made by a qualified service company who will comply with all available Federal, State, and Local Health, Plumbing and Safety codes.



Specifications:

	USA	METRIC		USA	METRIC
WATER CONSUMPTION			FRAME DIMENSIONS		
PER RACK	1.09 GAL.	(4.12L)	DEPTH	25-3/4"	(65.4cm)
PER HOUR	43.6 GPH	(165 L)	WIDTH	25-3/4"	(65.4cm)
WATER INLET	1/2"	(1.27cm)	HEIGHT	55"-56"	(140cm)
DRAIN	2"	(5.1cm)	STANDARD TABLE HEIGHT	34"	(86cm)
OPERATING CYCLE			EST MAXIMUM CLEARANCE HEIGHT FOR DISHES	17"	(43.2cm)
WASH TIME - SEC.	53	53	EST-EXT MAXIMUM CLEARANCE HEIGHT FOR DISHES	20-1/2"	(51.4cm)
RINSE TIME - SEC.	30	30	STANDARD DISHRACK		
DWELL	7	7	DIMENSIONS	19-3/4"X19-3/4"	(50X50cm)
TOTAL CYCLE	90	90	WASH PUMP MOTOR HP		
OPERATING CAPACITY				1	1
RACKS PER HOUR	40	40	ELECTRICAL RATING		
WASH TANK CAPACITY				VOLTS	AMPS
PUMP CAPACITY				115	16
OPERATING TEMPERATURE			SHIPPING WEIGHT		
REQUIRED	120°F	(49°C)	APPROXIMATE	273#	(124 kg)
RECOMMENDED	140°F	(60°C)			

Summary Specifications: Models EST/EST-EXT

The Energy Miser model EST low temperature, chemical sanitizing commercial dishwasher meets UL Electrical and ETL Sanitation (NSF Standard 3) standards WITHOUT the use of BOOSTER or TANK HEATERS. Model EST is constructed entirely of stainless steel. Each unit automatically washes, rinses and sanitizes food service utensils in standard 20" x 20" racks. Unit comes with upper and lower stainless steel wash arms. **Note: This machine does not have built-in heaters, therefore produces no steam.**

Available Models

- EST-AH Straight
(17" Maximum clearance height for dishes)
- EST-C Corner
(17" Maximum clearance height for dishes)
- EST-AH-EXT (Straight Extended Height)
(20-1/2" Maximum clearance height for dishes)
- EST-C-EXT (Corner Extended Height)
(20-1/2" Maximum clearance height for dishes)

Energy
MIZER®

